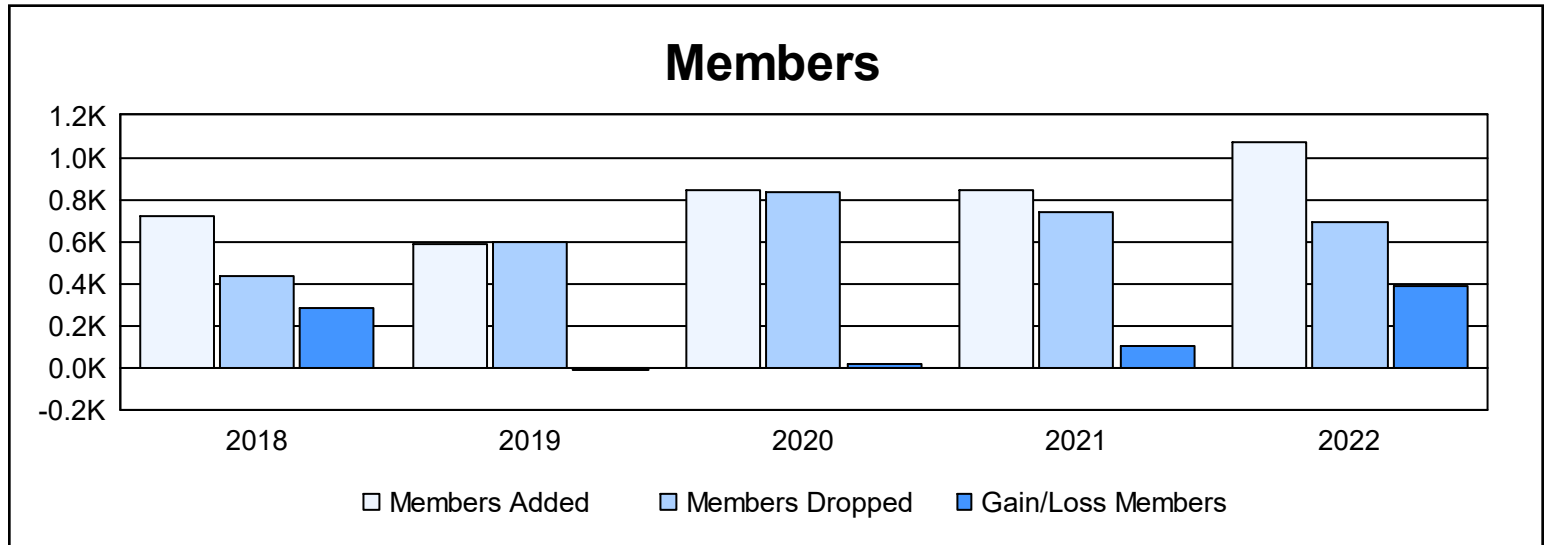
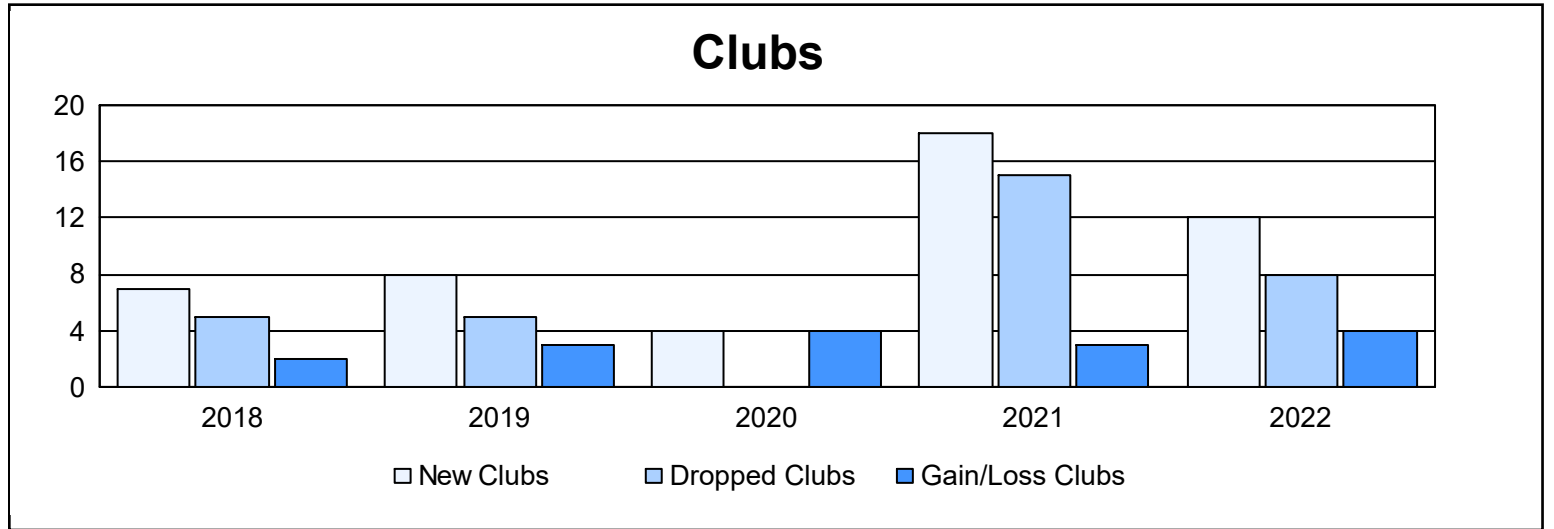
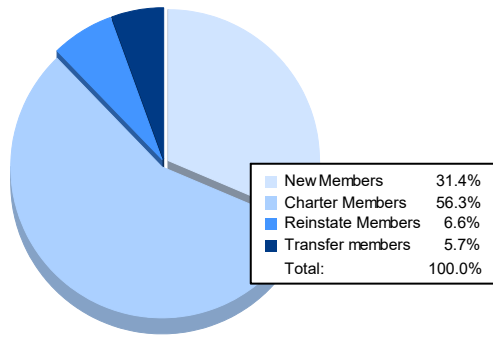


Year	New Clubs	Dropped Clubs	Gain/ Loss Clubs	New Members	Charter Members	Reinstate Members	Transfer Members	Total Member Added	Total Members Dropped	Gain/ Loss Members
2017-2018	7	5	2	506	193	20	0	719	434	285
2018-2019	8	5	3	305	202	68	8	583	595	-12
2019-2020	4	0	4	295	295	254	1	845	832	13
2020-2021	18	15	3	422	409	10	1	842	743	99
2021-2022	12	8	4	338	606	71	61	1,076	688	388
<b>Average</b>	<b>10</b>	<b>7</b>	<b>3</b>	<b>373</b>	<b>341</b>	<b>85</b>	<b>14</b>	<b>813</b>	<b>658</b>	<b>155</b>



### Membership Composition June 2022 Cumulative



### Gender Composition June 2022 Cumulative

